







Deploying DigiCert ONE Core Services

Fast Facts

-  Virtual Instructor Led Training
-  7.5 hours lecture
-  7.5 hours hands-on labs
-  90 minute proctored exam
-  DigiCert Solutions Engineer Certification

About this course

Learn how to plan a DC ONE deployment on-premises. This instructor-led course includes a mix of lecture and hands-on labs that guide you through the deployment process, helping you to plan for different deployment models, build a foundational understanding of the DC ONE infrastructure services requirements, and prepare your environment for a DC ONE installation. The course includes the setup of a basic Certificate Authority (CA) and an Intermediate Certificate Authority (ICA) hierarchy, DC ONE account setup and configuration of common certificate templates and issuance.

The hands-on labs provide the opportunity to put theory into practice. The instruction and lab will take approximately 16 hours to complete.

Course Outline

DigiCert ONE Infrastructure Services	DigiCert ONE Deployment Models	Installing DigiCert ONE	DigiCert ONE Account Manager	DigiCert ONE CA Manager	Maintenance, Troubleshooting, and Reporting
<ul style="list-style-type: none"> • Describe the core benefits of PKI • Describe the DigiCert ONE core services and containerized architecture • Describe the infrastructure resource requirements • Describe the infrastructure services (Linux, Rancher, Helm, Docker, Kubernetes) 	<ul style="list-style-type: none"> • Describe the benefits of cloud managed deployments • Describe the benefits of an on-premise deployment • Describe the benefits of a hybrid deployment • Review the deployment strategy for on-premise, cloud, and hybrid deployments 	<ul style="list-style-type: none"> • Explore the DigiCert ONE download portal • List the Cloud-hosted requirements • List the on-premise deployment requirements • List the hybrid deployment requirements • Describe the DigiCert ONE licensing model • Review the DigiCert ONE infrastructure service requirements • Install Docker, Rancher, Helm, and Kubernetes on 3 nodes • Install the license file 	<ul style="list-style-type: none"> • Review the DigiCert ONE common menu and workflow managers • Create an administrator account • Configure admin account authentication and password settings • Explore the DigiCert ONE Account Manager 	<ul style="list-style-type: none"> • Describe and configure certificate profiles • Describe and configure certificate templates • Describe two-tier CA hierarchy and its benefits • Create a root certificate authority (CA) • Create an intermediate certificate authority (ICA) • Issue and install certificates for common use cases 	<ul style="list-style-type: none"> • Describe and generate Account Manager reports • Perform system maintenance and performance tuning • Examine system log files • Plan for disaster recovery • Backup and restore Administrator certificates



What is DigiCert University?

DigiCert University is a non-degree granting, online learning portal that offers short online, self-paced and virtual instructor led training covering a variety of digital trust related topics and solutions. DCU offers training for both sales and technical professionals in the security industry.

Who Should Attend

This course will benefit anyone responsible for sales engineering pre-sales support, service deployment planning and implementation, and technical support of public key infrastructure (PKI) solutions. Participants should have experience performing Microsoft domain administration tasks, basic networking configuration, and have a foundational knowledge of PKI concepts such as cryptography and encryption. Familiarity with the Unix/Linux command line and experience running simple commands is an asset.

Partners seeking to qualify for DigiCert partner program benefits may be required to complete technical certification training depending on their partner tier. Please check with your DigiCert Channel Account manager for details.

Hands-On Experience

The Deploying DigiCert ONE Core Services course is augmented by a virtual lab environment. Using a supported, modern browser, participants can access a virtual lab that simulates an enterprise PKI environment. Step-by-step lab instructions guide you through the process of installing and configuring the infrastructure services and then the DigiCert ONE on-premise install.

Complete the Digital Trust Associate certification, as well as Deploying DCONE Core Services, Administering DigiCert Trust Lifecycle Manager, and 2 additional Technical Certification Courses to achieve your Solutions Engineer certification.

Course Registration

Anyone wishing to register for a DigiCert University account and to enroll in sales and technical certification training should email:

DCU_Help@Digicert.com

DigiCert partners can enroll for courses in DCU via the [DigiCert Partner Portal](#). Depending on your role you will be enrolled in sales and technical certification courses. Please contact your DigiCert channel account manager for further information regarding course enrollment or sales and technical certification requirements for DigiCert partners.

The DigiCert logo, consisting of the word "digicert" in a lowercase, sans-serif font with a registered trademark symbol, enclosed in a white rounded rectangle.

**DIGICERT ONE
CORE SERVICES
TECHNICAL PROFESSIONAL**

DigiCert ONE Core Services Technical Professional

Earners of the DigiCert ONE Core Services Technical Professional certification have hands-on experience planning the deployment and installation of an on-premise public key infrastructure (PKI). They can install and configure the required infrastructure services and install and configure DigiCert ONE core services. They are familiar with the component architecture of the system, can setup a certificate authority hierarchy and can issue and manage certificates.